

MONUMENT GUIDE



If your destiny was not to live and work in a big city or a foreign land, it was just as important and admirable ... to serve the place where you found yourself and felt yourself fulfilled, no matter how small or obscure that place might seem to the rest of the world.

-Kurt Vonnegut

How will you remember them?

Monument Types

Upright Monuments

Upright monuments consist of the die (or tablet) and the base. The die is the top part of the monument that sits on the base. The tops are usually serpentine, oval or straight, however other styles and custom shapes are also available. The base is the lower part of the monument and generally has a polished top and rock finished sides.

Benches

Benches are an ideal choice in areas where people pass or gather. They are an excellent option in areas such as parks and other public places where typical monuments may not be suitable.

Slant

Similar to an upright monument but generally shorter and with the tablet cut with a slanted face. Basic Monument Styles. They may have one or two names and are generally 1 foot 2 inches high (or higher in increments of 2") and 10" or 12" wide.

Mausoleums

Mausoleums are large monuments that actually enshroud the body. They can be quite elaborate and often shelter a whole family.

Bevel or Hickey Markers

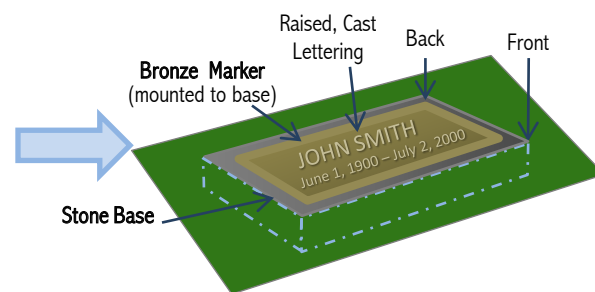
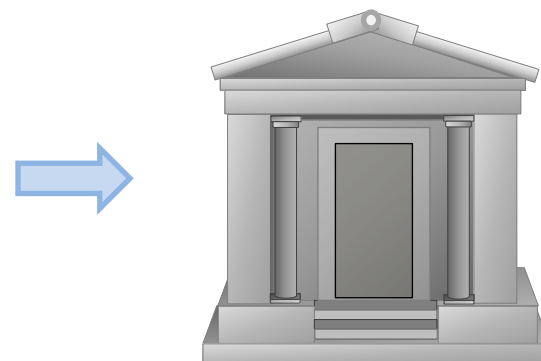
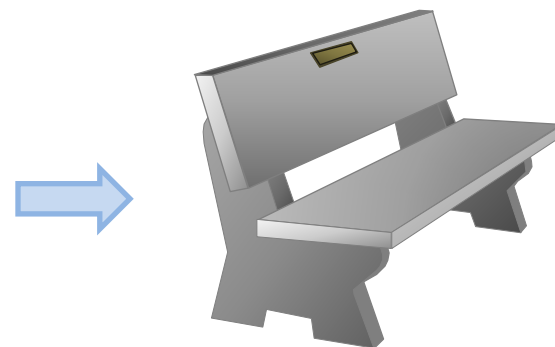
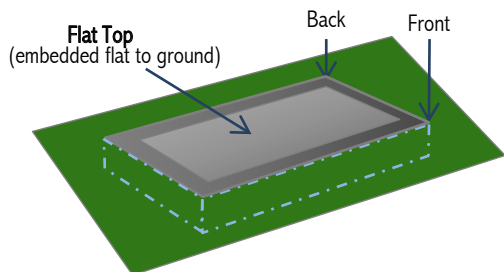
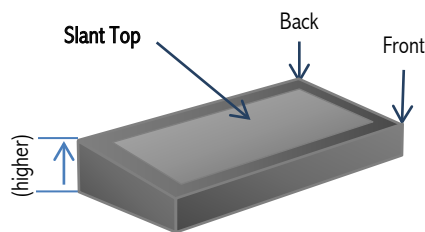
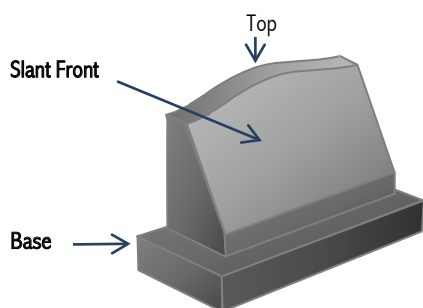
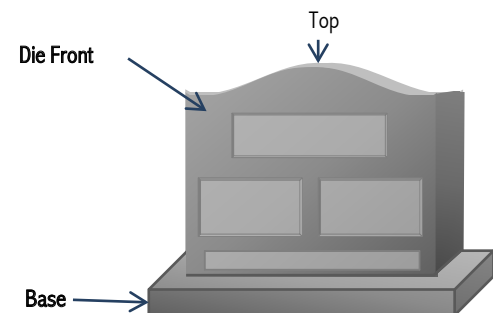
Bevel markers have a beveled or slanted face where the back of the stone is a few inches higher than the front. They are generally 8" high and have an 1 1/2" drop back to the front.

Grass or Flush Markers

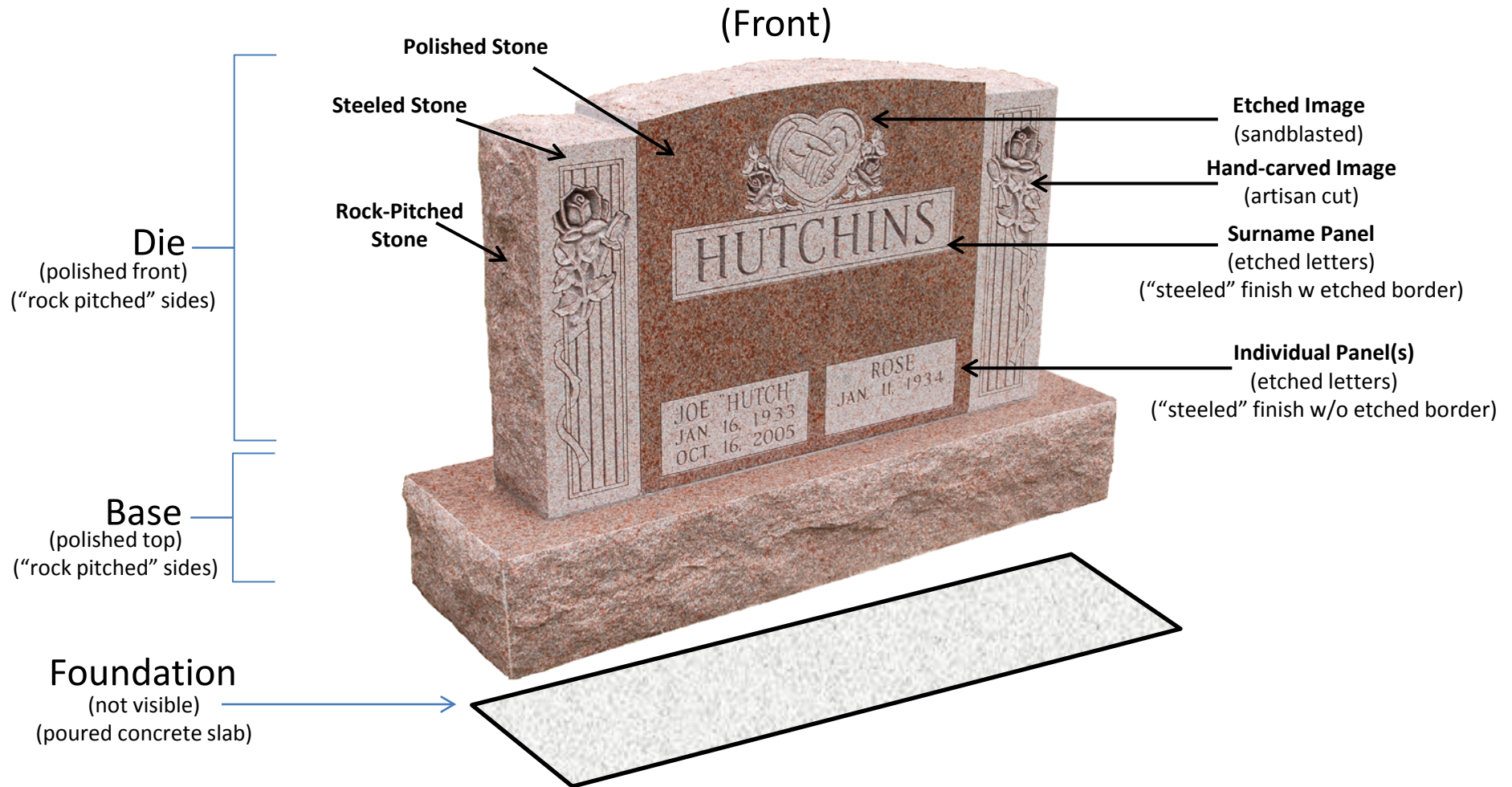
A grass or flush marker is a stone that sits flush with the ground. These markers are generally 24" x 12", but may be larger or smaller. This is the most common style for veteran's markers. Flush markers are also used to mark individual graves when there is a large upright stone on a family plot.

Bronze Markers

An individually cast bronze plate that is usually mounted upon a flush 24" x 12" stone. Bronze markers may also be mounted to other types of monuments and commonly found on mausoleums. These markers are extremely durable and the letters and symbols are raised up from the background.




Basic Elements of a Monument



Note: Ornamentation or polishing may also be applied to the back of the stone.

Upright Monument Shape Guide



This template displays some of the most popular monument shapes. Refer to the SMG Memorials of Distinction book for detailed images.



Times Roman
Accolede Serial
Antique Olive Bold
Antique Olive Medium
Ath. Bold Script
american unical
Avant Extra Bold
Avant Garde Acct.
BALLON BOLD ACCT
Bembo Bold Acct.
Blippo Bold
Bookman Bold
British Rail
Brush Script
BurgeAs Brush
Cable Heavy Acct.
Candice Acct.
Carlson Bold
Casuelee Cursive
Century Bold
Century Scool Book
Charter Oak
Cheltenham Med.
City Medium
Clarendon Bold
Common Script
Copper Black
Data 70
Din Condensed

Din Standard
Dom Casual
Eastern Souv. Bold
EASTERN STANDARD
Eurostile Bold
Fast Style
Flash Modified
Folio extra
Folio Medium
Franklin Gothic
Frutiger 65
FULL BLOCK
Futura Demi
Furura Display
Garmond Bold
Garth Graphic
Gerber Highway 5W
Gill Sands Bold
Goudy Extra Bold
Helvetica 75
Helvetica Compact
Highway Gothic Mod.
Hobo Acct.
Horatio Medium
Janczyk Jubilee
Jensen Medium
Kabel Medium
Kaufman Bold
Kestrel Connect


Koloss Acct.
LED ACCT. RK REV B
L14 acct. Rev B.
Le Griffé
Lectura Bold
Lucida Handwriting
Marker Acct.
Melior Semi Bold
MILITARY BLOCK
MONUMENT COMMON GOTHIC
ROMAN CONDENSED
ROMAN MODIFIED
ROMAN BOLD
MONUMENT CLASSIC
MONUMENT OUTLINED
ממצתןנשכדסמבלדצמקחדם
NARROW FULL BLOCK
Neil bold
New Helvetica
News Gothic
Opitma Medium
P.T. Barnum
Palatino Bold
Palatino Ultra
Perpetua Bold
Park Avenue
PEIGNOT MEDIUM
Perpetua Bold

Pretorian
Renault
ROBS MEDIUM
Rodeo Acct.
Sandblast 1 Rect.
Sandblast 11
Serpentine
Souv. Demi
SPECIAL ROMAN
Stand Bold
Standard Medium
Stencil
STENCIL GOTHIC
tabasco Bold
Times New Roman
Times New Roman gsp
Titus Medium
Transport
Triplet
US GOVERNMENT
VAG acct.
VERMARCO
Verve Modified
WESTERN
Windsor Bold
Zapf Chancery
Zapf Chancery Medium


Monument Color Selection Guide




*CJ*STONES.com




Monument Color Selection Guide



CJ STONES.com



Monument Color Selection Guide



*CJ***STONES.com**



If you have any questions in regards to the colors and their availability, please contact us by phone number.

914-234-6987

Carving & Etching Techniques



Flat Carving
Flat carving is a technique where an outline of a design is carved using a template and sandblasting into the face of the monument.



Shape Carving
Shape carving is a technique that is generally used for flowers. The outline of the design is shaped to look three dimensional.



Hand Carving
A skilled artisan hand cuts a detailed 3-D relief into the stone.



Sculpting
Full sculpting is the most labor intensive and requires the artisan to completely shape the stone.



Etching
Etching is a method of carving the polished surface of dark granites. Etching can be done by laser or by hand.

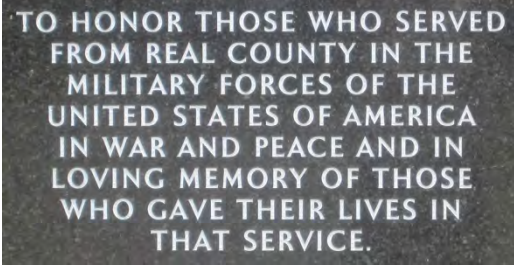


Painted Etching
After etching or carving, an additional step of applying a colored enamel may be done to enhance the image.



Glassed Etching
A very new development: Molten glass is applied to the etching to form a very durable image with both exceptional contrast and permanence.

Lettering Techniques



Sunken Lettering

Letters are carved deep into the stone by a sandblaster. This is usually done in a “stepped” panel for maximum contrast on patterned or dark stone. Minimum letter size is about one inch.

Skin Cut Lettering (Frosted)

A dark polished stone of uniform pattern can be deeply etched to show the lighter color of the rough stone. Minimum letter size is about one-half inch.

Frosted Inlaid Lettering

The outline of the letters is first etched deeply then the interior of the letters is skin cut, creating maximum contrast. Minimum letter size of two inches.

Polished Outline Lettering

Similar to frosted outline, the outline is deep cut, then the panel is skin cut leaving the letters polished to show the stone’s natural pattern. Minimum letter size of two inches.

Raised Lettering


The most elaborate and costly of the lettering styles. Everything but the letter is deeply cut into the stone. Often the letters are rounded for an antique look. Minimum letter size of two inches.

Laser Etched Lettering

Laser etching may be used on dark stone to engrave unique fonts, very small letters and large texts efficiently and at minimal cost. Minimum letter size about one quarter inch.



V-SUNK IN PANEL



FROSTED INLAID



POLISHED INLAID



POLISHED RAISED

